



**MATATAG**

Bansang Makabata



Batang Makabansa



**BAGONG PILIPINAS**

# TOFAS

## ANALYSIS & INTERPRETATION OF DATA

SY 2023-2024

FIRST ATTEMPT

BUSALIAN ELEMENTARY SCHOOL,  
TALIBON II DISTRICT, BOHOL

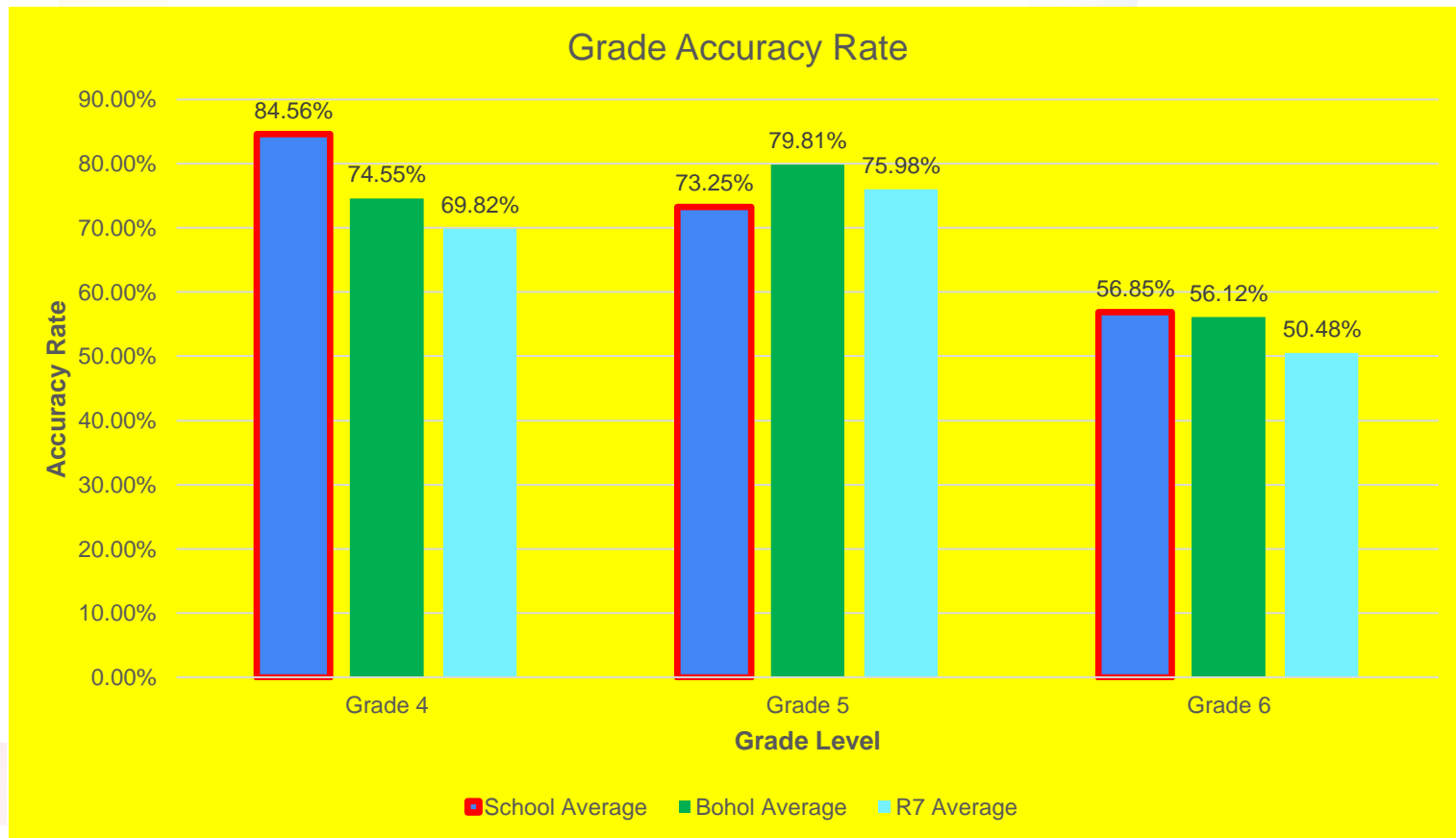


# 1. Grade × Accuracy Rate

Accuracy Rate=Total Number of Correct answers/Total Number of Questions

Grade Level	No of Correct Answers	No of Questions	School Average	Bohol Average	R7 Average
Grade 4	3450	4080	84.56%	74.55%	69.82%
Grade 5	3223	4400	73.25%	79.81%	75.98%
Grade 6	1950	3430	56.85%	56.12%	50.48%

# 1. Grade × Accuracy Rate

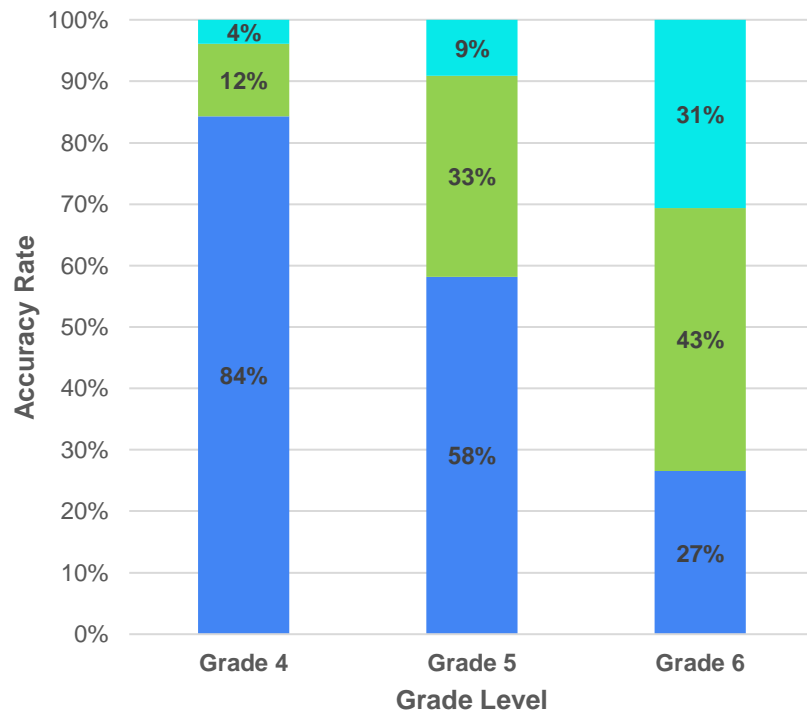


## 2. Grade × ABC Ratio

Percentage  
of the ABC  
Ratio by  
Grade  
Level=ABC/T  
otal Number  
of Test  
Takers by  
Grade Level

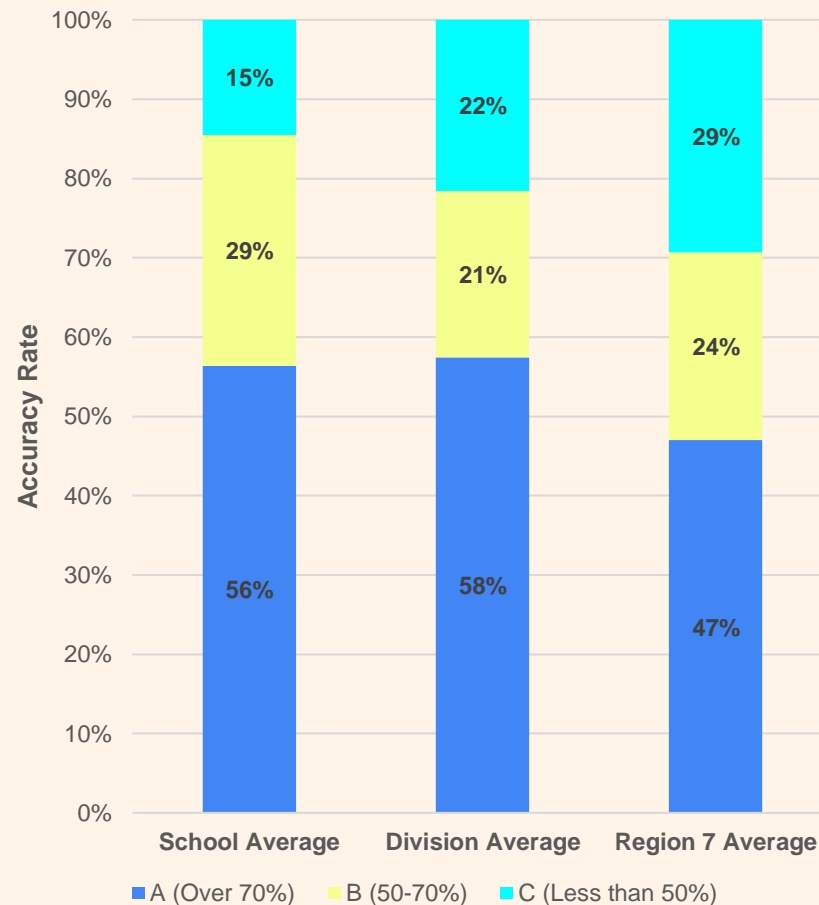
Grade Level	A (Over 70%)	B (50-70%)	C (Less than 50%)	School Total Test Takers-
Grade 4	43	6	2	51
Grade 5	32	18	5	55
Grade 6	13	21	15	49
TOTAL	88	45	22	155
Grade Level	A (Over 70%)	B (50-70%)	C (Less than 50%)	School Total Test Takers-
Grade 4	84%	12%	4%	100%
Grade 5	58%	33%	9%	100%
Grade 6	27%	43%	31%	100%
TOTAL	56%	29%	15%	100%

### Grade x ABC Ratio



■ A (Over 70%) 
 ■ B (50-70%) 
 ■ C (Less than 50%)

### ABC Ratio



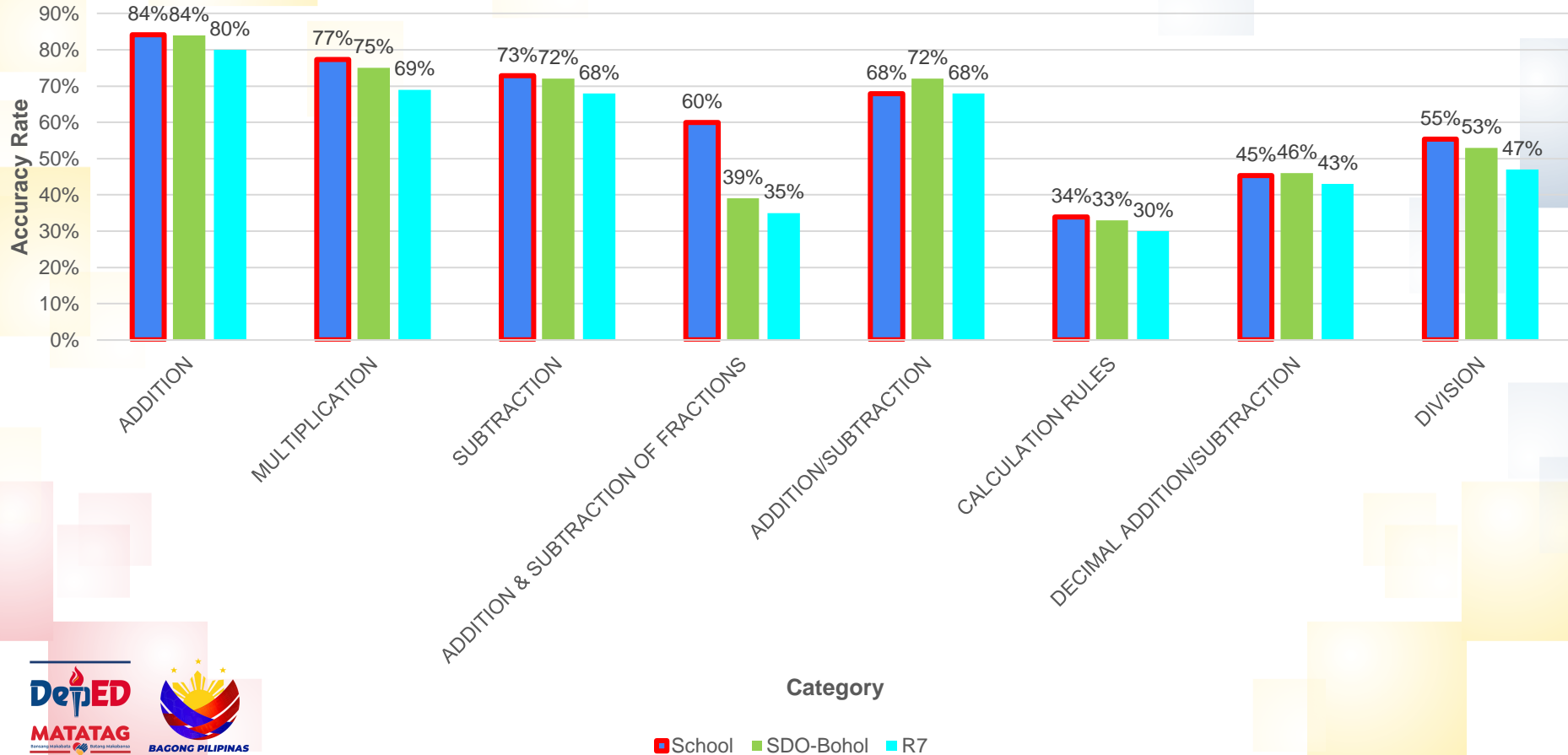
■ A (Over 70%) 
 ■ B (50-70%) 
 ■ C (Less than 50%)

### 3. Category×Accuracy Rate

Accuracy  
Rate per  
topic=Total  
Number of  
Correct  
Answers/  
Total  
Number of  
Questions

CATEGORY	No of Correct Answers	No of Questions	Accuracy Rate (School)	Accuracy Rate (Bohol)	Accuracy Rate (R7)
ADDITION	2498	2968	84%	84%	80%
MULTIPLICATION	2498	3230	77%	75%	69%
SUBTRACTION	2163	2968	73%	72%	68%
ADDITION & SUBTRACTION OF FRACTIONS	411	686	60%	39%	35%
ADDITION/SUBTRACTION	266	392	68%	72%	68%
CALCULATION RULES	114	336	34%	33%	30%
DECIMAL ADDITION/SUBTRACTION	289	637	45%	46%	43%
DIVISION	380	686	55%	53%	47%

## CATEGORY/TOPIC ACCURACY RATE





*Thank You...*